






IBM TS4300 Getting Started Guide


1 Unpack the Library





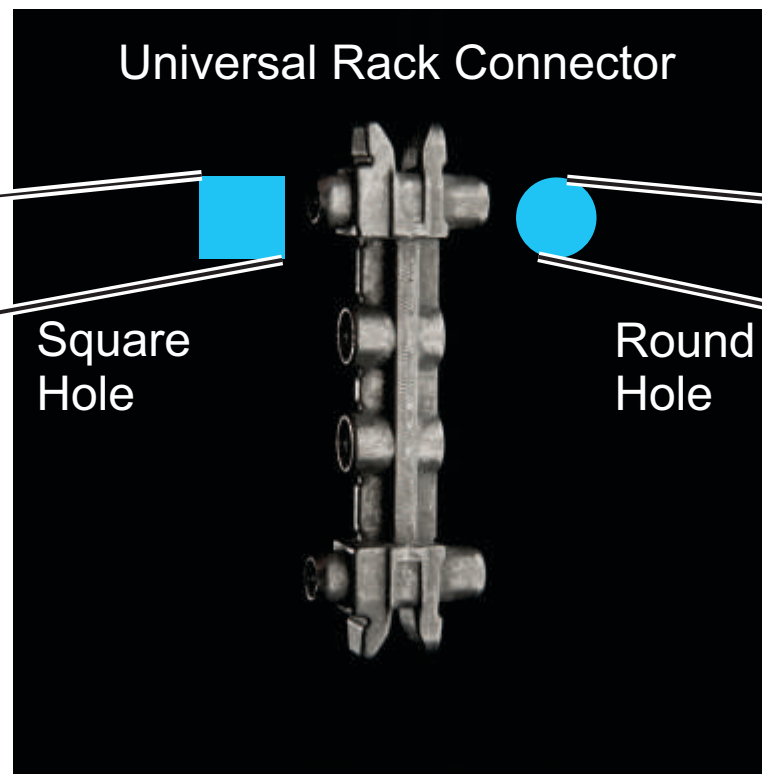
2 Install the Rack - Connectors







 4x



Details





3 Install the Rack - Rails and Library



4 Connect Cables and Power On


HH SAS



HH FC



FH FC



More Information?



<https://www.ibm.com/support/knowledgecenter/STAKKZ>



SC27-4630-01

©2017, International Business Systems Corporation. All rights reserved.



(P) IBM PN: 00GH770